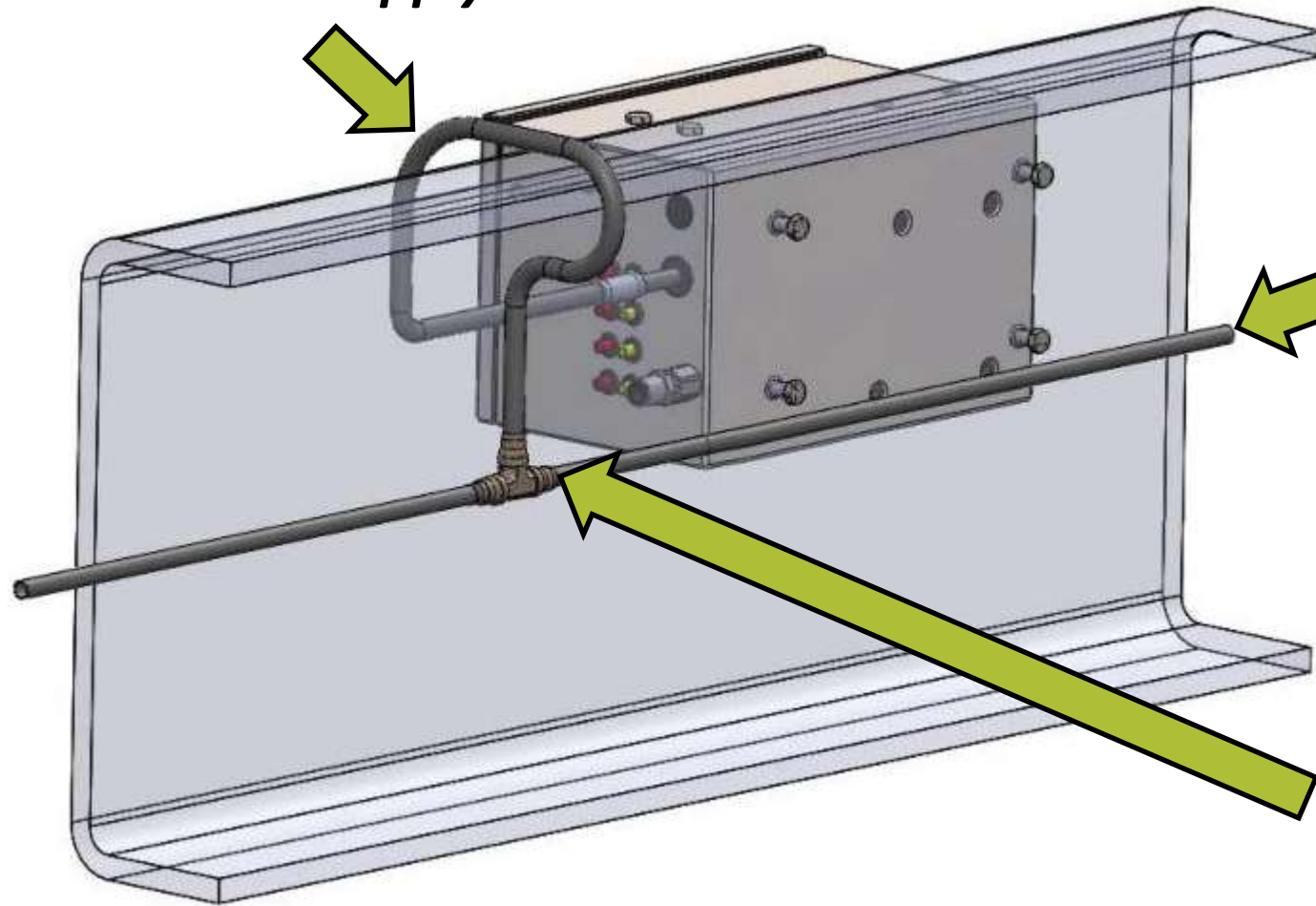


Typical Air System Troubleshooting Calls Relate to:

- ***Low Input Air Supply***
- ***Leaks at Control Box and/or Seal***
- ***Debris in Vacuum System***

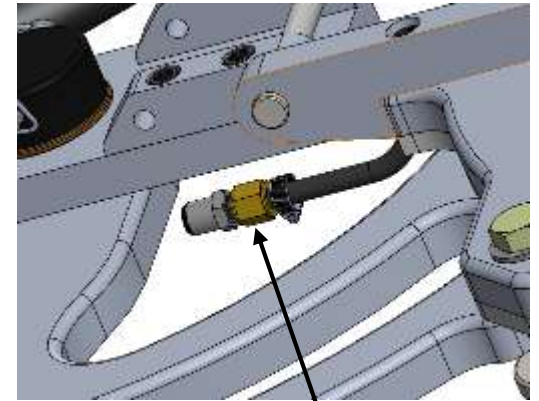
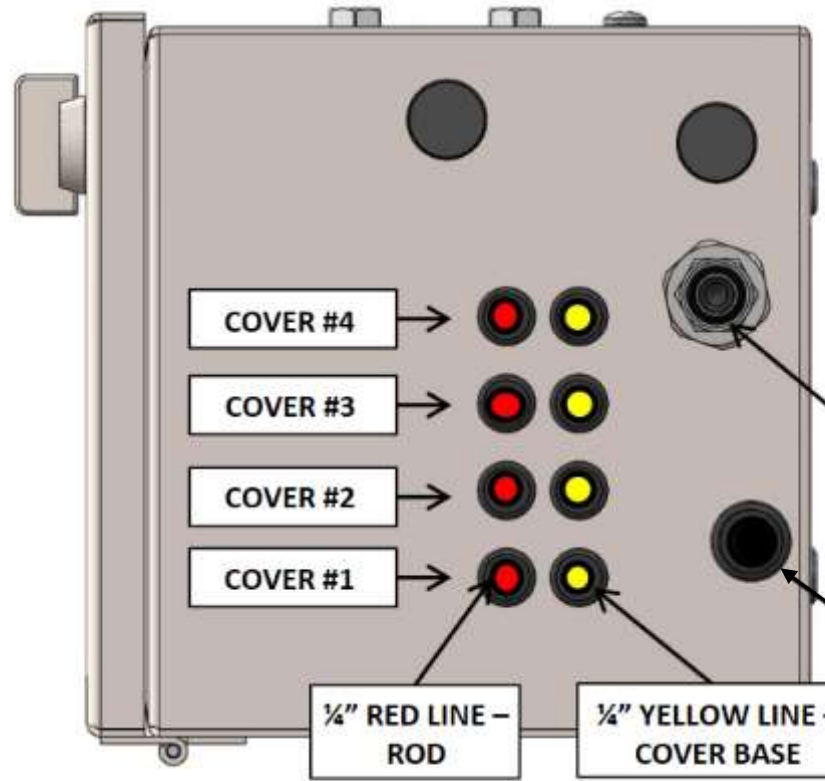

Low Input Air Supply

Control Box Supply Line



Trailer Air Supply
80-120 PSI
(80 PSI Minimum!)

*"Tee'd" Connection
to Cover Control Box*



Seal Connection
(At Cover)

Air Supply

Seal

Vacuum Generator Troubleshooting

Symptoms Related to Vacuum Generator:

- ***Erratic vacuum or control valve will not shut off***

Solution:

- ***Verifying that the system is not leaking***
 - ***This is done with a short line into the seal port and then capping the line with your finger***
- ***The valve should shut off***

- **Remove plug with 1/4" hex head and spring**
- **From the opposite side, push the plastic vacuum generator using a plastic pen**
- **Be careful**



- *Check the o-ring*
- *Check to see if there is material in the plastic part*
- *Clean if necessary and re-assemble*

